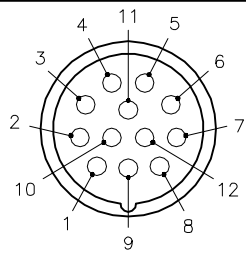
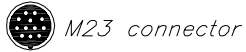


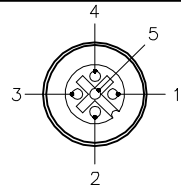
MALE END VIEW (P1)



- 1 = +V
- 2 = N/C
- 3 = -V
- 4 = PORT 1-4
- 5 = N/C
- 6 = PORT 2-4
- 7 = PORT 3-4
- 8 = PORT 4-4
- 9 = N/C
- 10 = N/C
- 11 = N/C
- 12 = GROUND



FEMALE END VIEW(J1-J4)

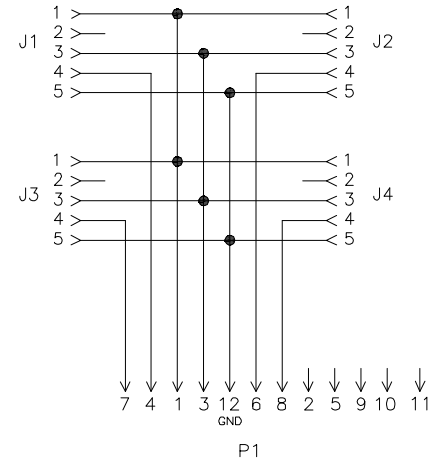
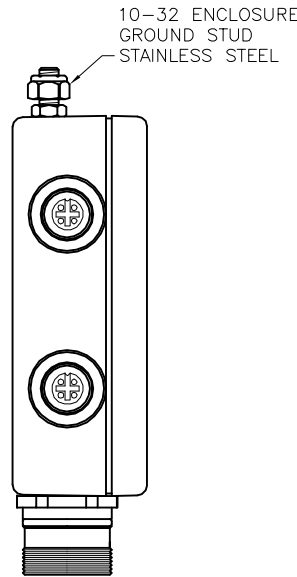
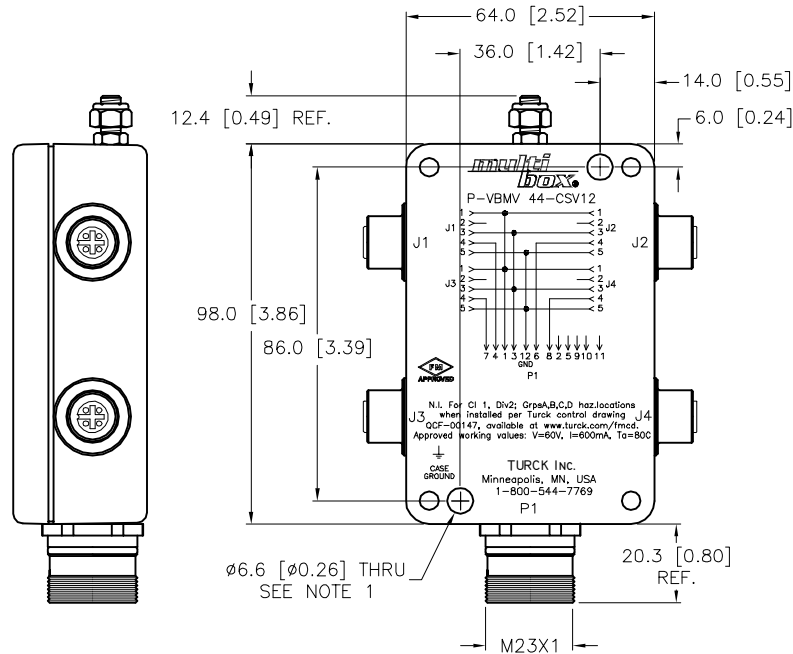


- 1 = +V
- 2 = N/C
- 3 = -V
- 4 = SIGNAL
- 5 = GROUND

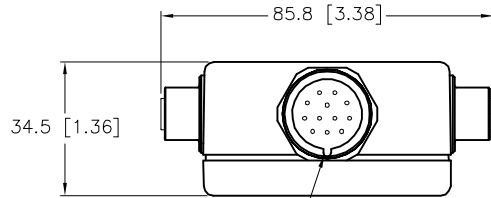


SPECIFICATIONS

|                                     |   |
|-------------------------------------|---|
| HOUSING MATERIAL                    | DIE-CAST ALUMINUM ALLOY   |
| HOUSING FINISH/COLOR                | POWDER COAT/BLACK   |
| RECEPTACLE HOUSING MAT'L/FINISH     | STAINLESS STEEL/PASSIVATED  |
| CONTACT CARRIER MAT'L/COLOR (J1-J4) | NYLON/BLACK   |
| CONTACT CARRIER MAT'L/COLOR (P1)    | NYLON or PBT/WHITE  |
| CONTACT MATERIAL/PLATING            | BRASS/GOLD  |
| OPERATING VOLTAGE                   | 150 V   |
| OPERATING CURRENT                   | 4.0 AMPS PER PORT, 8.0 AMPS TOTAL                                     |
| PROTECTION CLASS to DIN 40050       | IP 67 - ONLY WHEN ALL RECEPTACLES ARE COVERED WITH PLUGS OR CONNECTED |
| OPERATING TEMPERATURE               | -30°C to 80°C (-22°F to 176°F)  |



WIRING DIAGRAM



KEYWAY CAN BE AT ANY POSITON

NOTES:

- 1. CLEARANCE HOLE FOR 1/4-20 MOUNTING SCREWS (2 NOT INCLUDED).

SOURCE DRAWING - FOR REFERENCE ONLY

|   |   |  |   |  |                                |
|---|---|--|---|--|--------------------------------|
| RELATED DOCUMENTS<br>1.<br>2.<br>3.<br>4. | 3RD ANGLE PROJECTION<br>  | THIS DRAWING IS CONFIDENTIAL AND THE PROPERTY OF TURCK INC. USE OF THIS DOCUMENT WITHOUT WRITTEN PERMISSION IS PROHIBITED. |   | 3000 CAMPUS DRIVE<br>MINNEAPOLIS, MN 55441<br>1-800-544-7769<br>(763) 553-7300<br>(763) 553-0708 fax<br>www.turck.us |                                |
|   |   | DRFT   | RWC   | DATE   | 01/30/08                       |
| MATERIAL<br>SEE SPECIFICATIONS            | ALL DIMENSIONS DISPLAYED ON THIS DRAWING ARE FOR REFERENCE ONLY | APVD   |   | SCALE  | 1=2.0                          |
| FINISH<br>SEE SPECIFICATIONS              |   | CONTACT TURCK FOR MORE INFORMATION   | UNIT OF MEASUREMENT<br><b>MILLIMETER [ INCH ]</b> |  | IDENTIFICATION NO.<br>U3-10838 |
| DO NOT SCALE THIS DRAWING                 |   | FILE: U3-10838   |   | SHEET 1 OF 1   |                                |

|     |                 |     |          |         |
|-----|-----------------|-----|----------|---------|
| A   | DRAWING RELEASE | *KH | 03/04/09 |         |
| REV | DESCRIPTION     | BY  | DATE     | ECO NO. |